

Dolutegravir + ABC-3TC versus Efavirenz-TDF-FTC
SINGLE Study

Dolutegravir + ABC-3TC versus Efavirenz-TDF-FTC SINGLE Study: Design

- **Background:**

- Randomized, double-blind study, phase 3 trial comparing dolutegravir + abacavir-lamivudine with efavirenz-tenofovir DF-emtricitabine

- **Inclusion Criteria (n = 833)**

- Antiretroviral-naïve adults
- Age ≥ 18 years
- HIV RNA $\geq 1,000$ copies/mL
- No active CDC AIDS-defining condition

- **Treatment Arms**

- Dolutegravir (QD) + Abacavir-Lamivudine
- Efavirenz-Tenofovir DF-Emtricitabine

Dolutegravir + ABC-3TC

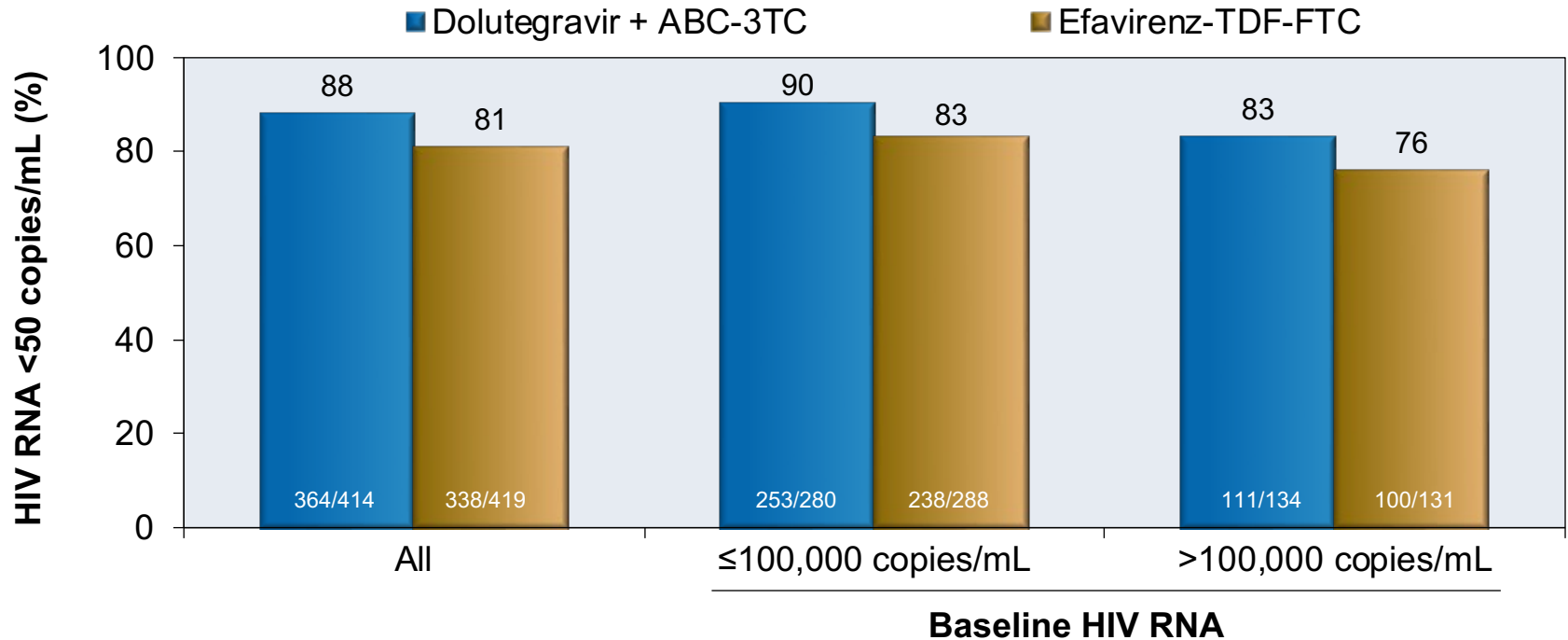
(n = 414)

Efavirenz-TDF-FTC

(n = 419)

Dolutegravir + ABC-3TC versus Efavirenz-TDF-FTC SINGLE Study: Results

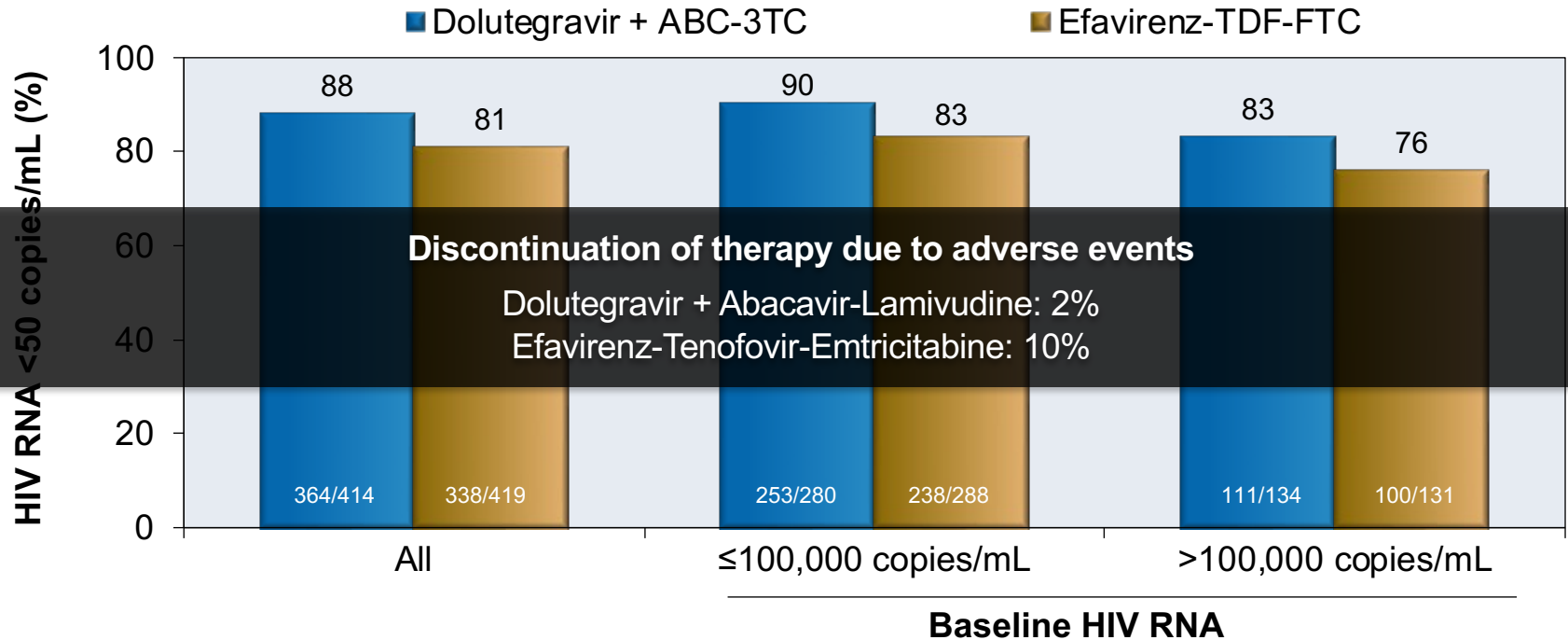
Week 48 Virologic Response (Intention-to-Treat Analysis)



Source: Walmsley SL, et al. N Engl J Med. 2013;369:1807-18.

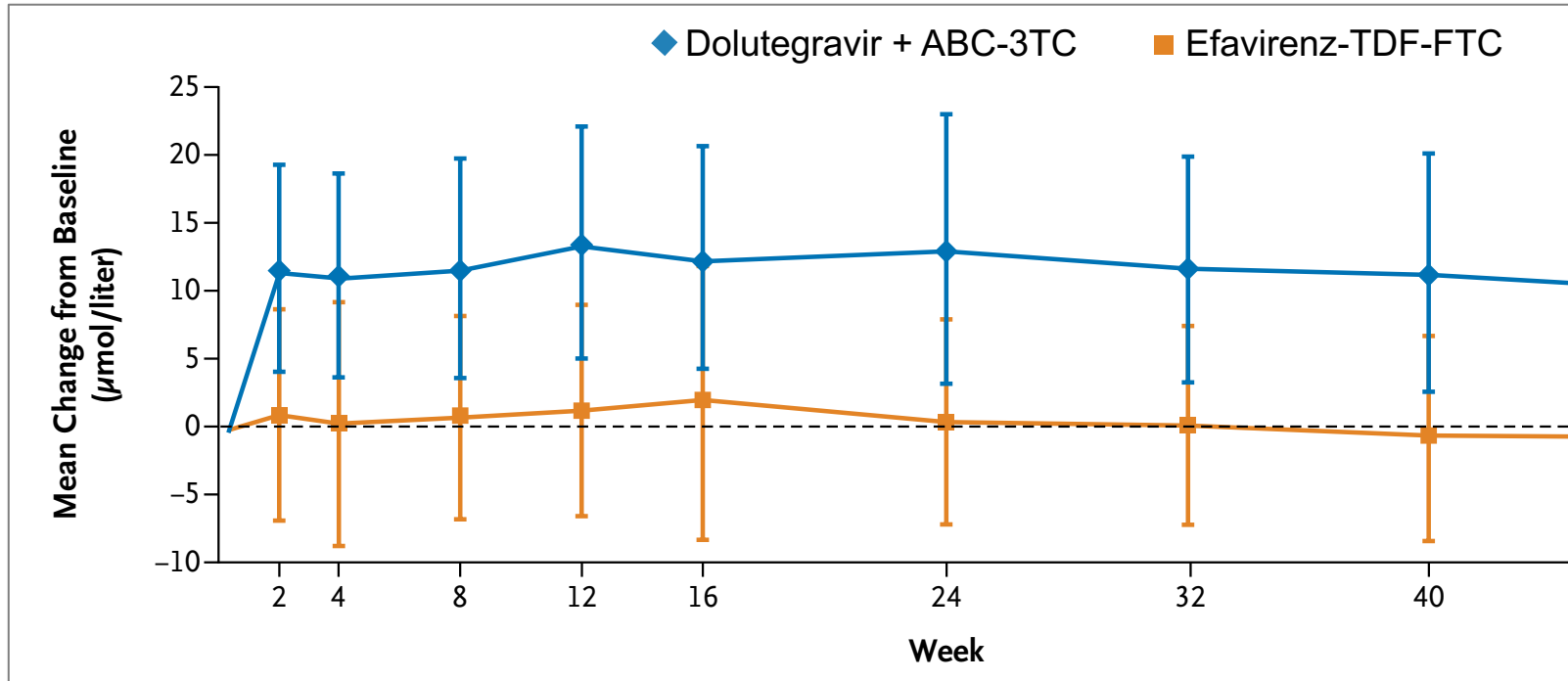
Dolutegravir + ABC-3TC versus Efavirenz-TDF-FTC SINGLE Study: Results

Week 48 Virologic Response (Intention-to-Treat Analysis)



Dolutegravir + ABC-3TC versus Efavirenz-TDF-FTC SINGLE Study: Results

Mean Change from Baseline in Serum Creatinine Levels



Source: Walmsley SL, et al. N Engl J Med. 2013;369:1807-18.

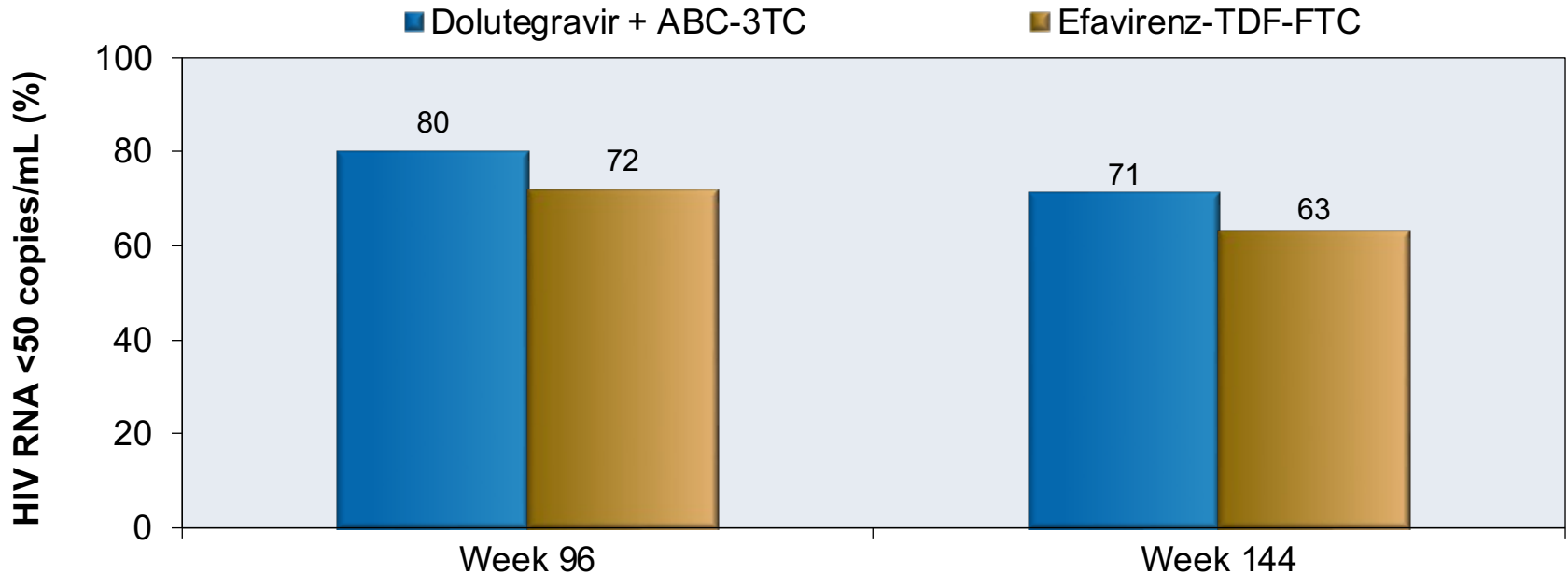
© 2013 Massachusetts Medical Society. Reprinted with permission from Massachusetts Medical Society.

Dolutegravir + ABC-3TC versus Efavirenz-TDF-FTC SINGLE Study: Conclusions

Conclusions: “Dolutegravir plus abacavir-lamivudine had a better safety profile and was more effective through 48 weeks than the regimen with efavirenz-tenofovir DF-emtricitabine.”

Dolutegravir + ABC-3TC versus Efavirenz-TDF-FTC SINGLE Study: Results

Week 96 and Week 144 Virologic Response (Intention-to-Treat Analysis)



Dolutegravir + ABC-3TC versus Efavirenz-TDF-FTC SINGLE Study: Results

Treatment Emergent Adverse Events (AEs >5%)				
	DTG-ABC-3TC (n = 414)		EFV-TDF-FTC (n = 419)	
	Week 96	Week 144	Week 96	Week 144
Any, %	44	+1	67	+1.2
Dizziness, %	7	+0	33	+0.2
Abnormal dreams, %	7	+0	16	+0.2
Nausea, %	11	+0.2	12	+0
Insomnia, %	10	+0	6	+0.7
Diarrhea, %	6	+0	8	+0
Fatigue, %	7	+0	7	+0
Headache, %	6	+0	7	+0
Rash, %	<1	+0	8	+0

Source: Walmsley SL, et al. J Acquir Immune Defic Syndr. 2015;70:515-19.

Acknowledgments

The **National HIV Curriculum** is supported by the Health Resources and Services Administration (HRSA) of the U.S. Department of Health and Human Services (HHS) as part of a financial assistance award totaling \$1,021,448 with 0% financed with non-governmental sources. The contents are those of the author(s) and do not necessarily represent the official views of, nor an endorsement, by HRSA, HHS, or the U.S. Government. For more information, please visit HRSA.gov. This project is led by the University of Washington's Infectious Diseases Education and Assessment (IDEA) Program.

