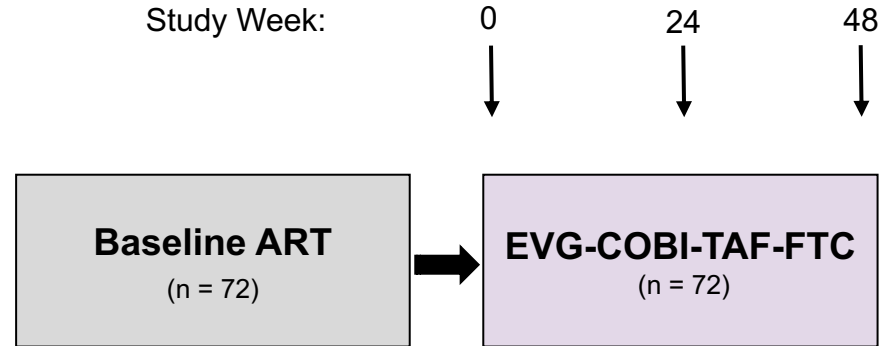


Elvitegravir-Cobicistat-TAF-FTC in Hepatitis B Coinfection
Study 1249

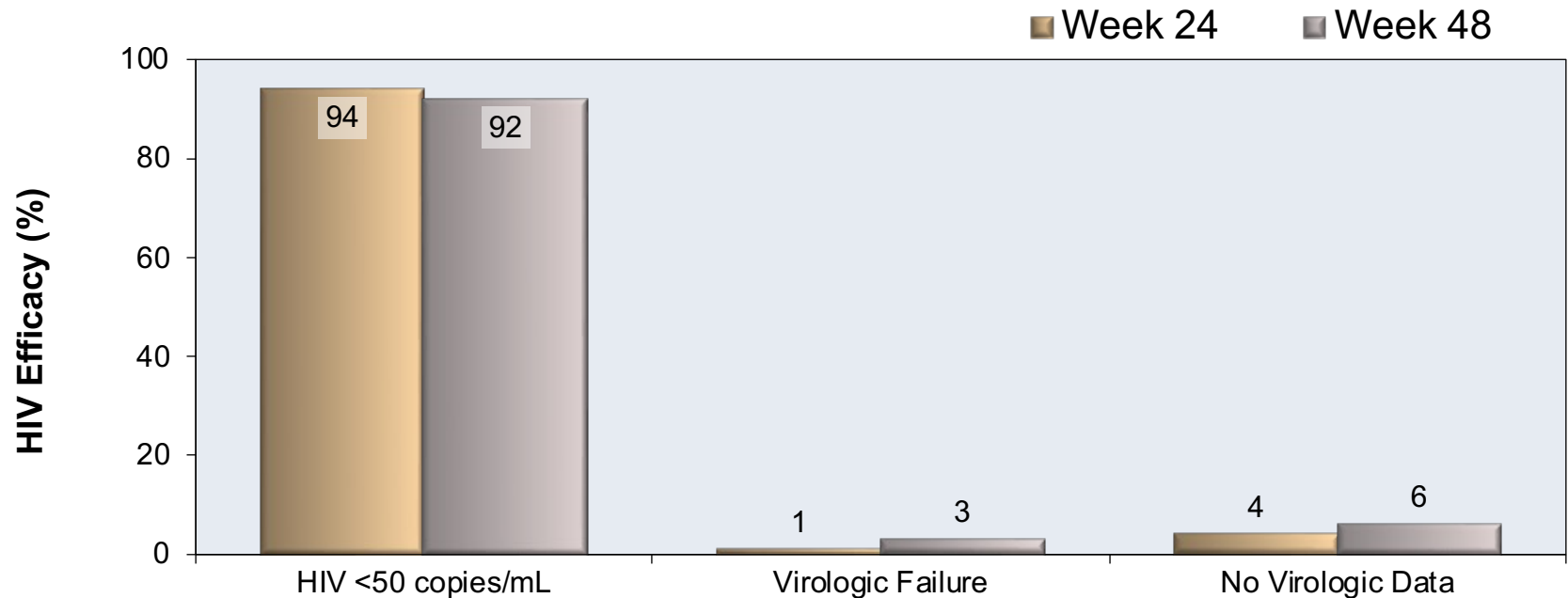
Elvitegravir-Cobicistat-TAF-FTC in HIV/HBV Coinfection Study 1249: Design

- **Background:** Open-label, single-arm, phase 3b trial evaluating switching to once-daily elvitegravir-cobicistat-tenofovir alafenamide-emtricitabine in adults with HIV and HBV
- **Inclusion Criteria** (n = 72)
 - Adults with HIV and chronic HBV
 - HIV RNA <50 copies/mL for ≥6 months
 - Stable ART regimen for ≥4 months
 - CD4 ≥200 cells/mm³
 - CrCl ≥50 mL/min, ALT ≤10x ULN
 - No cirrhosis, HCC, HCV, hepatitis D
- **Treatment Arms**
 - Switch to EVG-COBI-TAF-FTC



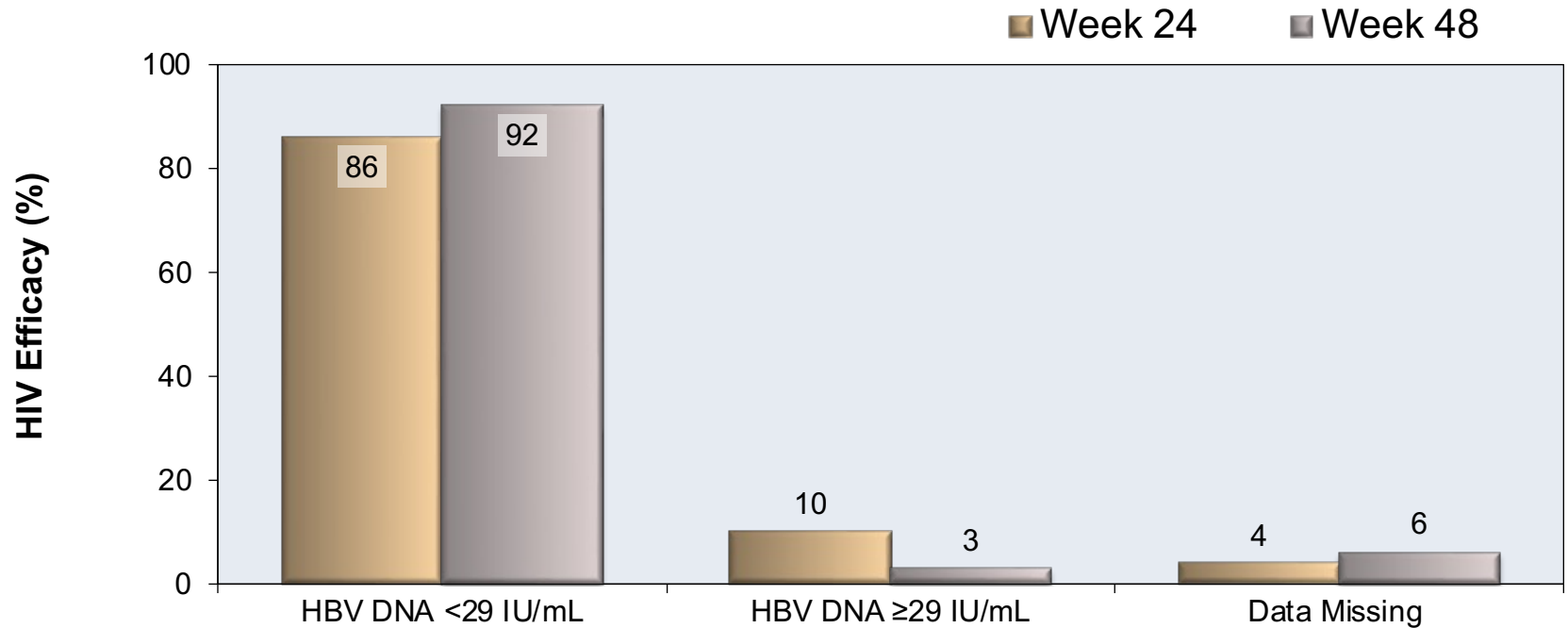
Elvitegravir-Cobicistat-TAF-FTC in HIV/HBV Coinfection Study 1249: Result

HIV Efficacy at Weeks 24 and 48



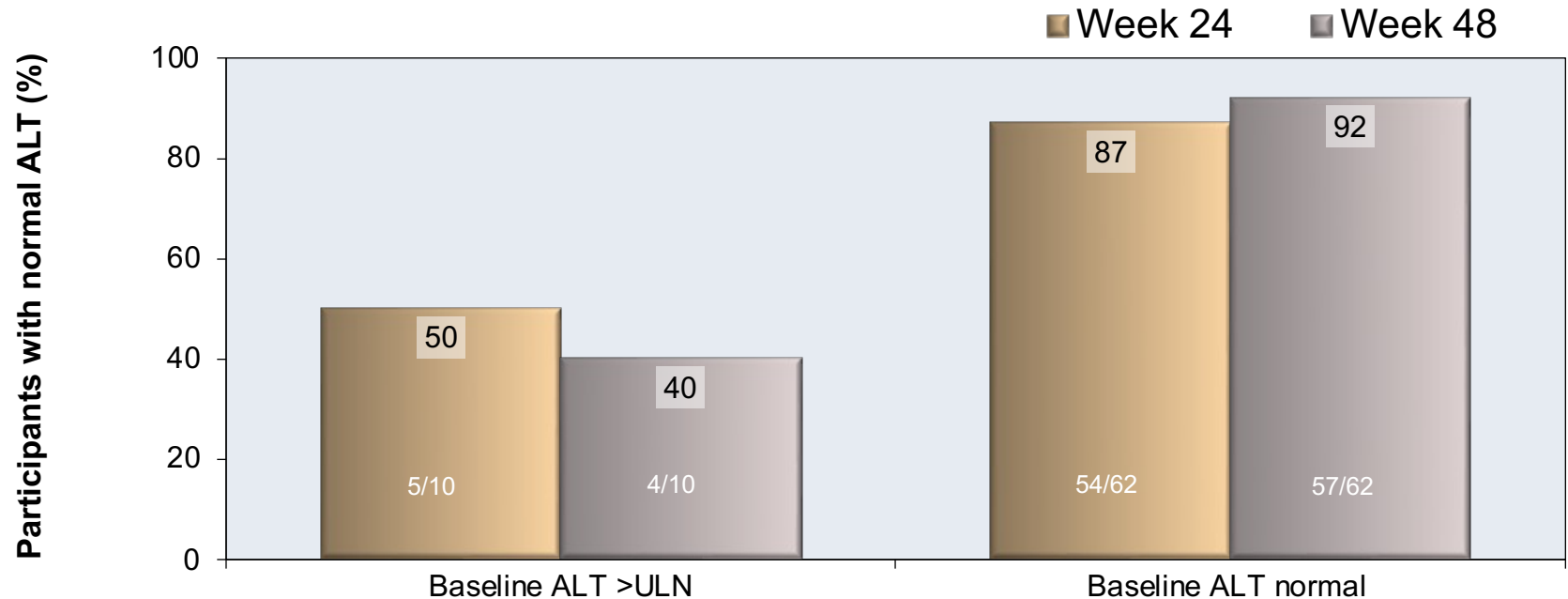
Elvitegravir-Cobicistat-TAF-FTC in HIV/HBV Coinfection Study 1249: Result

HBV Efficacy at Weeks 24 and 48, Missing = Failure



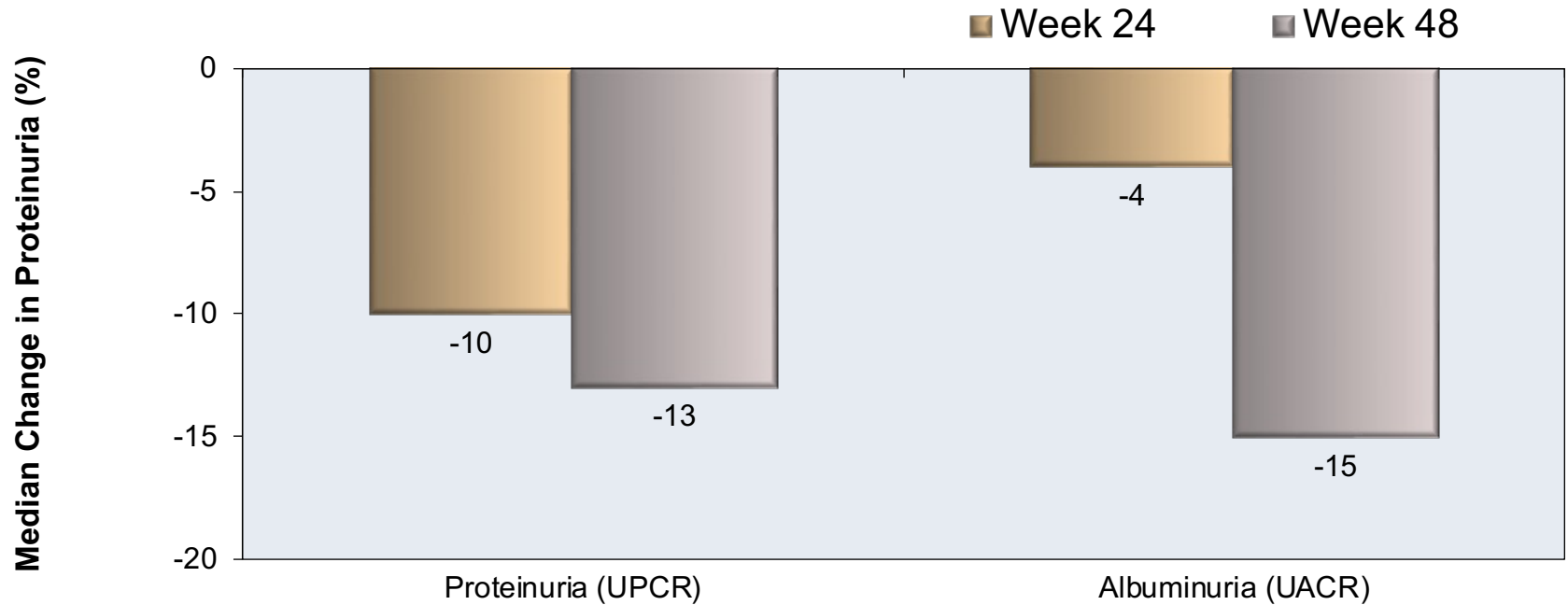
Elvitegravir-Cobicistat-TAF-FTC in HIV/HBV Coinfection Study 1249: Subgroup Analysis Result

ALT Measurement at Weeks 24 and 48



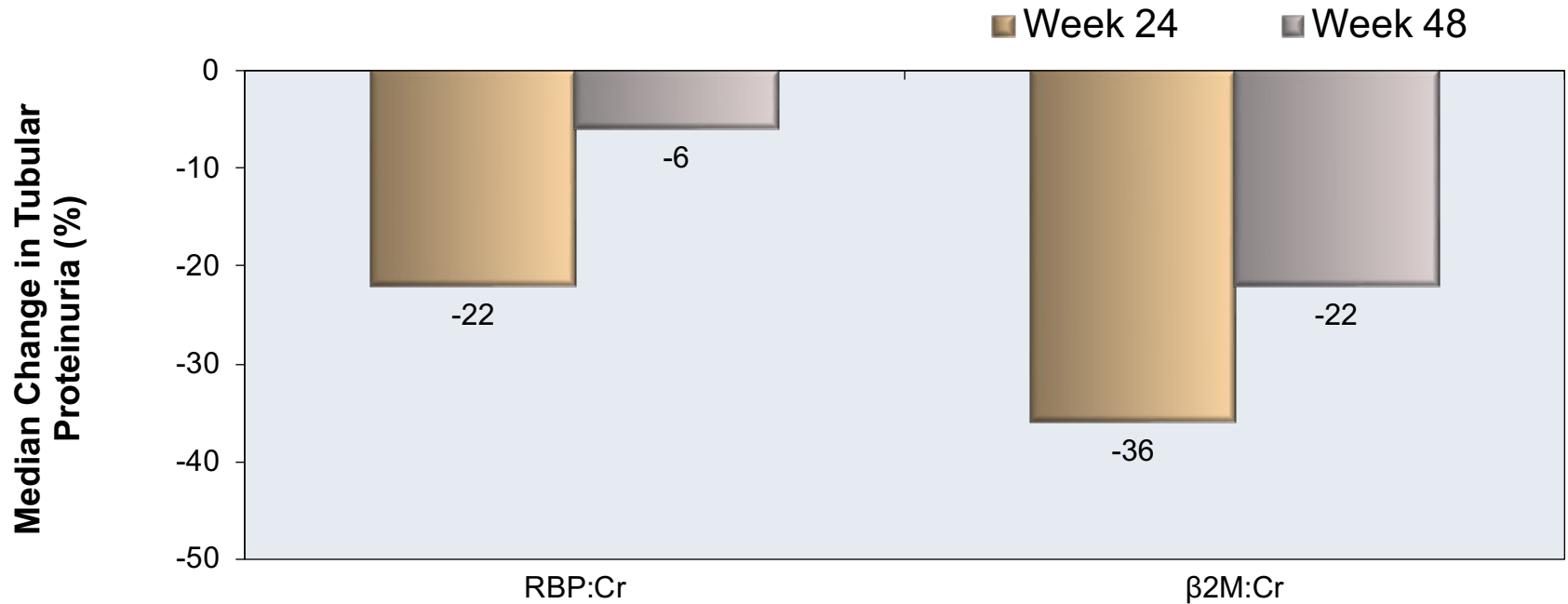
Elvitegravir-Cobicistat-TAF-FTC in HIV/HBV Coinfection Study 1249: Result

Changes in General Proteinuria at Weeks 24 and 48 from Baseline



Elvitegravir-Cobicistat-TAF-FTC in HIV/HBV Coinfection Study 1249: Result

Changes in Tubular Proteinuria at Weeks 24 and 48 from Baseline



RBP:Cr = retinol binding protein:creatinine ratio; beta2M:Cr = beta-2 microalbumin:creatinine ratio

Elvitegravir-Cobicistat-TAF-FTC in HIV/HBV Coinfection Study 1249: Conclusions

Interpretation: “In this first study in HIV/HBV-coinfected participants with suppressed HIV infection, E/C/F/TAF was effective against HIV and HBV, well tolerated, and demonstrated improvements in renal and bone safety consistent with the clinical profile of TAF. These data support the use of E/C/F/TAF in treating HIV/HBV coinfections.”

Acknowledgments

The **National HIV Curriculum** is supported by the Health Resources and Services Administration (HRSA) of the U.S. Department of Health and Human Services (HHS) as part of a financial assistance award totaling \$1,021,448 with 0% financed with non-governmental sources. The contents are those of the author(s) and do not necessarily represent the official views of, nor an endorsement, by HRSA, HHS, or the U.S. Government. For more information, please visit HRSA.gov. This project is led by the University of Washington's Infectious Diseases Education and Assessment (IDEA) Program.

